

**OPTIONS**

**A**



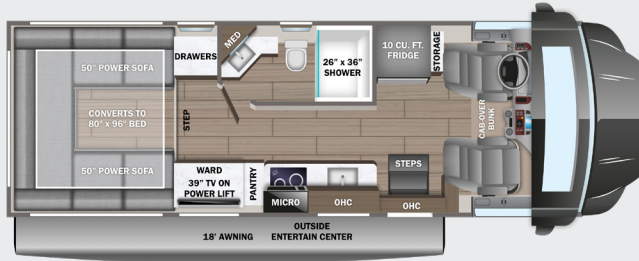
15 Cu. Ft. Fridge

**B**



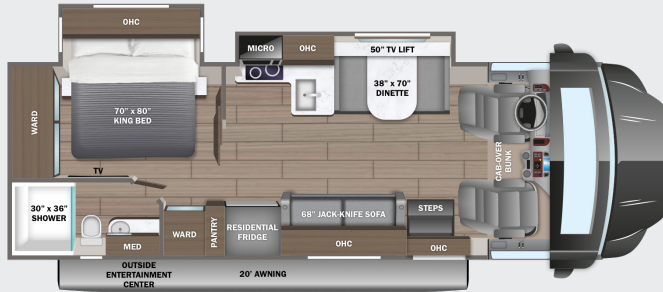
Power Theater Sofa

**29T**



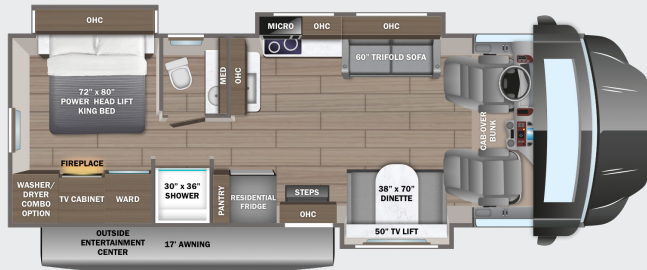
**32U**

OPTIONS: A, B



**35L**

OPTIONS: A, B



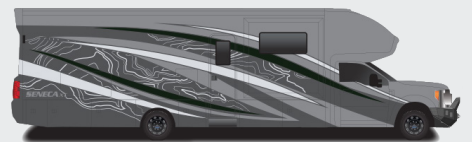
**EXTERIOR SELECTIONS**



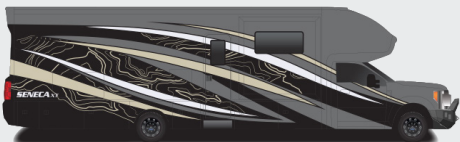
Backwoods Adventure Full-Body Paint



Desert Storm Full-Body Paint




Mountain Meadow Full-Body Paint



Sandatorm Full-Body Paint



Scorched Full-Body Paint



Summer Storm Full-Body Paint

# STANDARDS & OPTIONS

## CUSTOMER VALUE PACKAGE

JRide® Premium: Computer-balanced driveshaft, heavy-duty front and rear stabilizer bars, Hellwig® helper springs, Koni® shocks  
 One-piece, seamless, fiberglass front cap with auxiliary flood lights  
 One-piece, seamless, fiberglass rear cap with auxiliary flood lights (32U, 35L)  
 Automotive-bonded, panoramic window in front cap with power shade  
 15,000 BTU A/C unit with heat pump and second 13,500 BTU A/C unit  
 Electric, wind-sensing, legless patio awning with LED lights  
 2,000W pure sine wave inverter  
 200W solar panel with dual controller  
 Starlink satellite internet system  
 Backup and side-view cameras  
 Two-burner induction cooktop  
 10 cu. ft. 12V refrigerator (29T)  
 18 cu.ft. residential refrigerator (32U, 35L)  
 Convection microwave oven

## DRIVING

Ford® F550 4X4 chassis (29T)  
 Ford® F600 4X4 chassis (32U, 35L)  
 GVWR - 19,500 lb. (29T); 22,000 lb. (32U, 35L)  
 GCWR - 31,500 lb. (29T); 34,000 lb. (32U, 35L)  
 6.7L Power Stroke V8 Turbo diesel engine with block heater - 330 HP at 2,200 RPM and 950 ft. lb. torque at 1,800 RPM  
 10 speed automatic transmission  
 332-amp alternator (dual)  
 All-terrain tires - 245/70R19.5  
 HiSpec matte black aluminum rims  
 2 in. BDS radius arm suspension lift  
 12,000 lb. rear hitch receiver  
 7-pin plug  
 Ford® AdvanceTrac® with RSC® (roll stability control) and trailer sway control  
 Integrated trailer brake controller  
 Single chassis battery (750 CCA 78 AH)  
 Dual fuel tanks (26.5 gal. and 40 gal.)  
 Ford® SYNC® 3 infotainment center with navigation  
 Audible lane departure warning  
 Pre-Collision Assist® with automatic emergency braking (AEB)  
 SOS Post Crash Alert System™  
 Driver and passenger airbags  
 Safety Canopy® system with roll-fold side-curtain airbags  
 Remote keyless entry and perimeter anti-theft alarm  
 SecuriLock® anti-theft ignition  
 Quad dual-beam halogen headlights  
 Rainlamp wiper activated headlights  
 Remote start  
 Adjustable gas/brake pedals  
 Individual tire pressure monitoring system (TPMS)  
 Cruise control  
 Power windows and door locks  
 Auxiliary start switch  
 8-way power driver seat  
 Tilt steering wheel

## EXTERIOR

StrongholdVBL™ roof, floor and sidewalls  
 Bead-foam insulation (R-24 max roof, R-9 max floor and R-8 max walls)  
 One-piece, seamless, crowned fiberglass roof  
 Premium Sikkens full-body paint  
 Automatic hydraulic leveling jacks  
 Electric-powered entrance steps

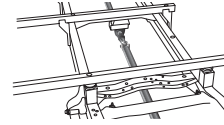
Slideout cover awnings  
 Exterior entertainment center with outside speakers, LED HD Smart TV and Bluetooth® receiver  
 Winegard® In-motion satellite dish  
 Full pass-through storage compartments with lockable slam latch doors  
 Flush-mount LED marker lights  
 Third brake light  
 Roof ladder  
 KING Jack™ antenna  
 Cable TV hookup with RG-6 coax  
 Onan® 6,000W Quiet Diesel generator and auto-gen start  
 (2) 6V AGM house batteries  
 Transfer switch with reverse polarity protection  
 50-amp service  
 24.5 gal. propane tank (83 lb.)  
 LP quick-connect hookup  
 Exterior utility center  
 Winterization drain system  
 Black tank flush  
 Outside shower  
 12V demand water pump  
 Water filtration system

## INTERIOR

Custom-molded ABS surround in cab-over area  
 Overhead bunk with 750 lb. capacity  
 Firefly total coach control system with wall-mounted touchscreen and mobile app  
 84 in. interior ceiling height with padded vinyl ceiling  
 High-intensity, recessed LED ceiling lights  
 Raised-panel hardwood cabinet doors and drawer fronts  
 Deluxe hidden cabinet hinges  
 Ball-bearing drawer guides  
 30,000 BTU auto-ignition furnace  
 10 gal. gas/electric water heater  
 Furion® electric fireplace (35L)  
 Jayco-exclusive, easy-operation legless dinette table (32U, 35L)  
 2-point lap safety belts in all designated seating locations  
 Car seat tethers (select floorplans)  
 LED HD Smart TV in living area  
 LED HD Smart TV in bedroom (32U, 35L)  
 LED-lit, solid-surface kitchen countertops with recessed stainless steel sink and sink covers  
 Pull-out countertop extension (select models)  
 Decorative shower surround with glass door, skylight and light  
 Macerating porcelain toilet  
 Powered roof vent in bathroom with wall switch  
 Rear U-shaped power sofa converts to 80 in. x 96 in. bed (29T)  
 Walk-around, king-size bed with bedspread and nightstands (32U, 35L)  
 Under-bed storage (select models)  
 Large wardrobes  
 Smoke alarm  
 Carbon monoxide detector  
 Fire extinguisher

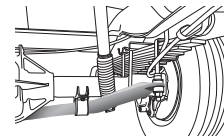
## OPTIONS

Ford® F600 chassis upgrade (29T)  
 Power theater seating (32U, 35L)  
 15 cu. ft. 12V refrigerator (32U, 35L)  
 Combination washer/dryer (35L)  
 Canadian Shaw® TRAV'LER® satellite dish  
 Winegard® TRAV'LER® satellite dish - DIRECTV®



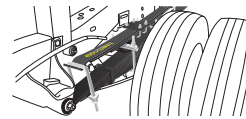
### COMPUTER-BALANCED DRIVESHAFT

Ensures smooth and efficient power transfer to the wheels



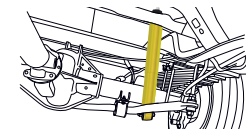
### HEAVY-DUTY FRONT & REAR STABILIZER BARS

A larger bar and polyurethane bushings, instead of rubber, transfer power faster for extra support, more stability and easier handling



### HELLWIG® HELPER SPRINGS

Work with the chassis' existing springs to give the RV more support, improving stability under heavy loads



### KONI® SHOCK ABSORBERS

Controls bounce and sway when driving over expansion joints and rough roads

FLOORPLAN	GVWR (lbs.)	GCWR (lbs.)	WHEEL BASE	OVERALL LENGTH	EXTERIOR HEIGHT WITH SATELLITE AND A/C	EXTERIOR WIDTH	INTERIOR HEIGHT	FRESH WATER CAPACITY (gal.)	GRAY WASTE WATER CAPACITY (gal.)	BLACK WASTE WATER CAPACITY (gal.)
29T	19,500	31,500	205"	30' 2"	12'	101"	84"	72	43	43
32U	22,000	34,000	227"	34' 3"	12'	101"	84"	64	38	30
35L	22,000	34,000	258"	37' 4"	12'	101"	84"	64	30	30

Meet your Jayco Dealer



Scan QR code for specification definitions

Some specs at the time of print may include estimates. For the most updated information, please visit [Jayco.com](http://Jayco.com)

Jayco, Inc. | P.O. Box 460 | Middlebury, IN 46540

See dealer for further information and prices. All information in this brochure and on [www.jayco.com](http://www.jayco.com) is the latest available at the time of publication approval. Jayco reserves the right to make changes and to discontinue models without notice or obligation. Photography may show optional equipment or props used for decoration purposes only. RVs built for sale in Canada may differ to conform to Canadian codes. JAYCO and the JAYCO BIRD IN FLIGHT are registered trademarks of Jayco, Inc. Printed in USA 10/23 ©2023 Jayco, Inc.

Jayco - Part of Jayco Family of Companies

