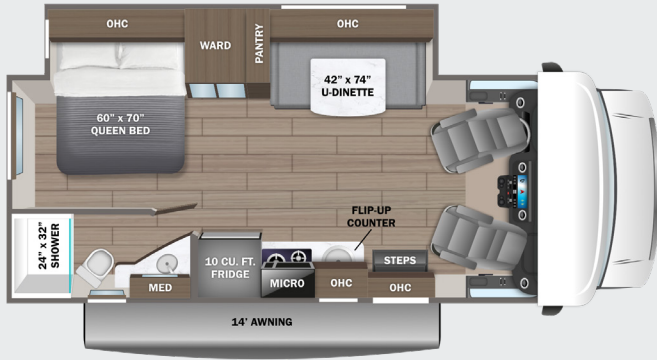




MELBOURNE

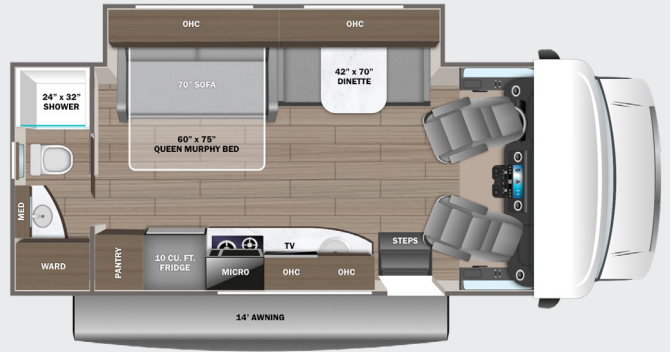
24L

OPTIONS: A, B



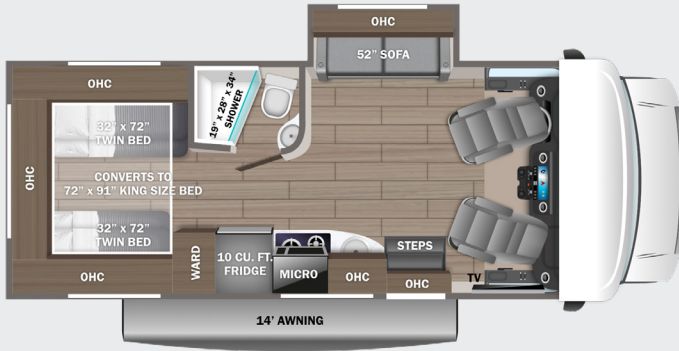
24R

OPTIONS: A, B



24T

OPTIONS: B



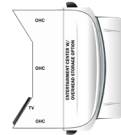
OPTIONS

A



Theater Sofa

B



Entertainment Center with Overhead Storage

EXTERIOR SELECTIONS



Standard Graphics Package



Optional Partial Paint

STANDARDS & OPTIONS

CUSTOMER VALUE PACKAGE

One-piece, seamless, fiberglass front cap
 Frameless windows
 Heated holding tanks (12V pads)
 Heated, remote-controlled, side-view mirrors
 Electric patio awning with LED lights
 Backup and side-view cameras
 Keyless cab entry
 7 in. integrated Mercedes-Benz® MBUX infotainment center with GPS, Apple® CarPlay™ and Android Auto™
 Swivel driver and passenger seats

DRIVING

Mercedes-Benz® 3500 chassis with 170 in. wheelbase
 GVWR- 11,030 lb.
 GCWR- 15,250 lb.
 2L V4 Twin Turbo 211HP diesel engine with electronic fuel injection with 332 ft.-lb. torque
 9-speed automatic transmission
 220-amp alternator
 E-rated highway tires- 215/85R16
 Front and rear disc, 4-wheel anti-lock brakes
 5,000 lb. rear hitch receiver with dual connector
 7-pin plug
 12V chassis battery
 26.4 gal. fuel tank
 5.8 gal. DEF tank
 Tilt steering wheel
 Power windows and door locks
 Cruise control
 Crosswind assist
 Hill start assist
 Attention assist
 Brake Assist Plus
 Breakdown management
 Emergency call system
 Headlight assistant
 Auxiliary start switch
 Driver and passenger airbags
 Privacy curtain for cab area

EXTERIOR

StrongholdVBL™ roof, floor and sidewalls
 Bead-foam insulation (R-24 max roof, R-9 max floor, R-5 max walls)
 TPO laminated roof

Fiberglass running boards
 Fiberglass exterior walls with vinyl graphics
 Electric stabilizer jacks
 Slideout awning(s)
 Entrance door with industry's largest travel-view window
 Electric-powered entrance step with integrated house battery compartment
 Third brake light
 4 in. bumper tube with sewer hose storage
 Prep for satellite dish
 Cable TV hookup with RG-6 coax
 Digital antenna with signal booster
 Onan® 3,600W LP generator
 Solar prep
 12V house battery
 Transfer switch with reverse polarity protection
 30-amp electrical service
 12.2 gal. propane tank (41 lb.)
 LP quick-connect hookup
 Exterior utility center
 Winterization drain system
 Black tank flush
 Outside shower
 12V demand water pump
 Water filtration system

INTERIOR

Overhead bunk with 750 lb. capacity
 83 in. interior ceiling height with padded vinyl ceiling
 High-intensity, LED ceiling lights
 LED-lit slideout fascia
 Hardwood cabinet doors and drawer fronts
 Ball-bearing drawer guides
 Pleated blackout shades
 13,500 BTU A/C
 30,000 BTU auto-ignition ducted furnace
 6 gal. gas/electric water heater and water heater bypass
 Powered roof vent in living area with wall switch
 Jayco-exclusive, easy-operation legless dinette table (24R)
 U-shaped dinette with stow away pedestal legs (24L)
 12V USB charging station in dinette area
 2-point lap safety belts in all designated seating locations
 Car seat tethers (select floorplans)

LED HD Smart TV
 10 cu. ft. 12V refrigerator
 2-burner, drop-in cooktop with flush cover
 Convection microwave
 Stainless steel sink with wooden cover/cutting board
 LED-lit pressed countertops
 Flip-up countertop extension (select models)
 Decorative kitchen backsplash
 Shower with decorative surround and skylight
 Stainless steel bathroom sink
 Toilet with foot flush
 Powered roof vent in bathroom with wall switch
 Queen-size bed with bedspread (24L)
 Queen-size power Murphy bed (24R)
 (2) twin-size beds with filler cushion converts to king-size bed (24T)
 USB port(s) in bedroom
 Bedroom TV prep
 Large wardrobes
 Smoke alarm
 Carbon monoxide detector
 Fire extinguisher

OPTIONS

Premium Mercedes chassis - includes active brake assist, chrome grill package, adaptive cruise control, heated captain's seats, smartphone tray with wireless charging, upgraded lighting package, rain-sensing wiper system, leather steering wheel, lane-keeping assist and traffic sign assist
 Front entertainment center with 32 in. LED HD Smart TV
 3,200W diesel generator
 Folding windshield sun shade
 4-point hydraulic leveling jacks
 Theater seating ILO dinette (24L, 24R)
 200W solar panel with dual controller and second house battery

FLOORPLAN	GVWR (lbs.)	GCWR (lbs.)	WHEEL BASE	OVERALL LENGTH	EXTERIOR HEIGHT WITH SATELLITE AND A/C	EXTERIOR WIDTH	INTERIOR HEIGHT	FRESH WATER CAPACITY (gal.)	GRAY WASTE WATER CAPACITY (gal.)	BLACK WASTE WATER CAPACITY (gal.)
24L	11,030	15,250	170.3"	25' 2"	11' 5"	96"	83"	43	31	31
24R	11,030	15,250	170.3"	25' 2"	11' 5"	96"	83"	35	31	31
24T	11,030	15,250	170.3"	25' 2"	11' 5"	96"	83"	43	31	31

Meet your Jayco Dealer



Scan QR code for specification definitions

Some specs at the time of print may include estimates. For the most updated information, please visit Jayco.com

Jayco Inc. | P.O. Box 460 | Middlebury, IN 46540

See dealer for further information and prices. All information in this brochure and on www.jayco.com is the latest available at the time of publication approval. Jayco reserves the right to make changes and to discontinue models without notice or obligation. Photography may show optional equipment or props used for decoration purposes only. RVs built for sale in Canada may differ to conform to Canadian codes. JAYCO and the JAYCO BIRD IN FLIGHT are registered trademarks of Jayco, Inc. Printed in USA 10/23 ©2023 Jayco, Inc.



Jayco - Part of Jayco Family of Companies